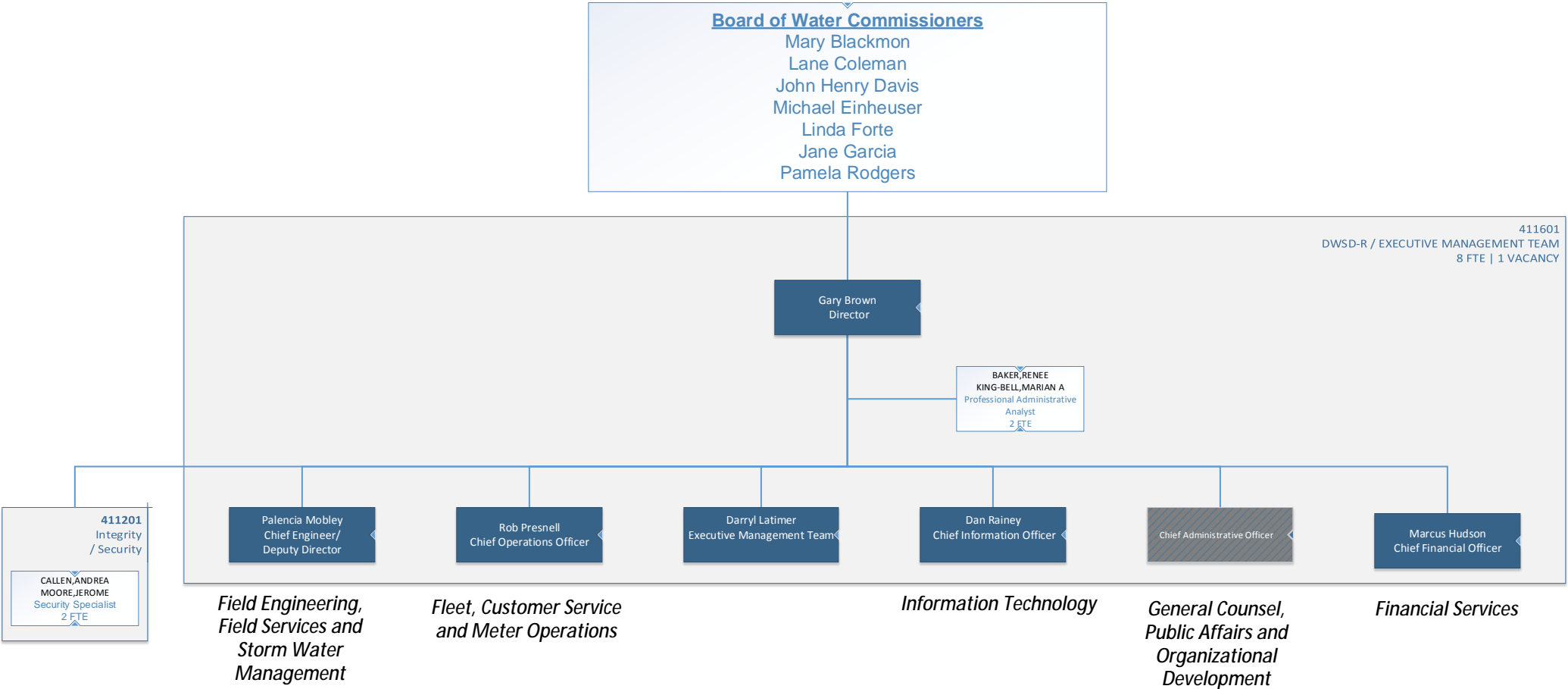




Detroit Water and Sewerage Department
Preliminary Organization Chart
February 12, 2016



Current FTE Data			
Cost Center	Operating Group	Total FTE	Vacancies
412411	Field Engineering	30	0
	O & M Sewer Contracts	10	
	Water Main Replacement	4	
	Urban Permits and Claims	6	
	Field Engineering	7	
	Program Manager / Manager	3	
	Storm Water	0	1
412431	Field Service Operations	165	
	Central Yard	41	
	East Yard	31	
	North Yard	37	
	West Yard	29	
	Sewage	23	
	Hydrants	1	
	Dispatch	1	
	Manager	2	
411201	Integrity / Security	2	
412421	Fleet	28	
415411	Customer Service	103	22
	Collections	25	2
	Billing	16	12
	Call Center	21	4
	MOB Payment Center	9	4
	West Side Payment Center	14	0
	East Side Payment Center	13	0
	Managers/Unplaced	5	0
415121	Meter Operations	34	
413301	Information Technology	5	9
411045	General Counsel	0	5
411021	Public Affairs	3	0
411060	Organizational Development	5	0
414411	Financial Services	34	9
	Budget	2	0
	Asset Management	3	3
412080	Treasury	6	1
414121	Procurement	13	0
	Public Finance	0	3
	Controller	7	1
	Management/Unplaced	3	1
411601	DWSD-R	8	1
TOTAL		417	47

DWSD-R - Executive Management Team

Organization Chart Key

Name
Position

Executive

Name
Position

Manager

Name(s)
Team Leader
FTE's (if applicable)

Team Leader

Name
Position
FTE (if applicable)

Staff

Vacant
Position
FTE (if applicable)

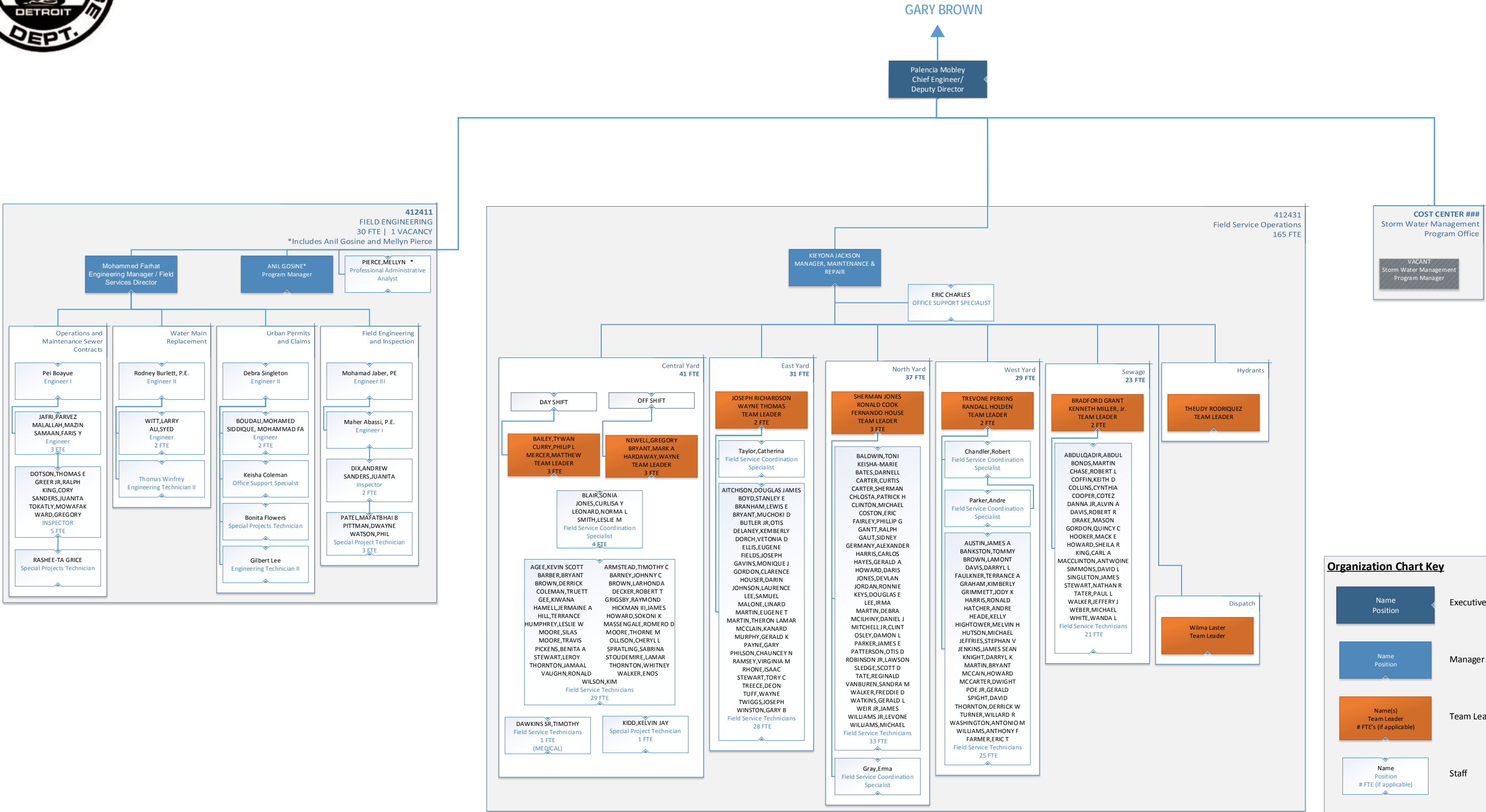
Vacant Position(s)

Name (CONTRACT)
Title
(0 FTE) ← not included in FTE Count

Contract Employee



Detroit Water and Sewerage Department
Preliminary Organization Chart
February 12, 2016



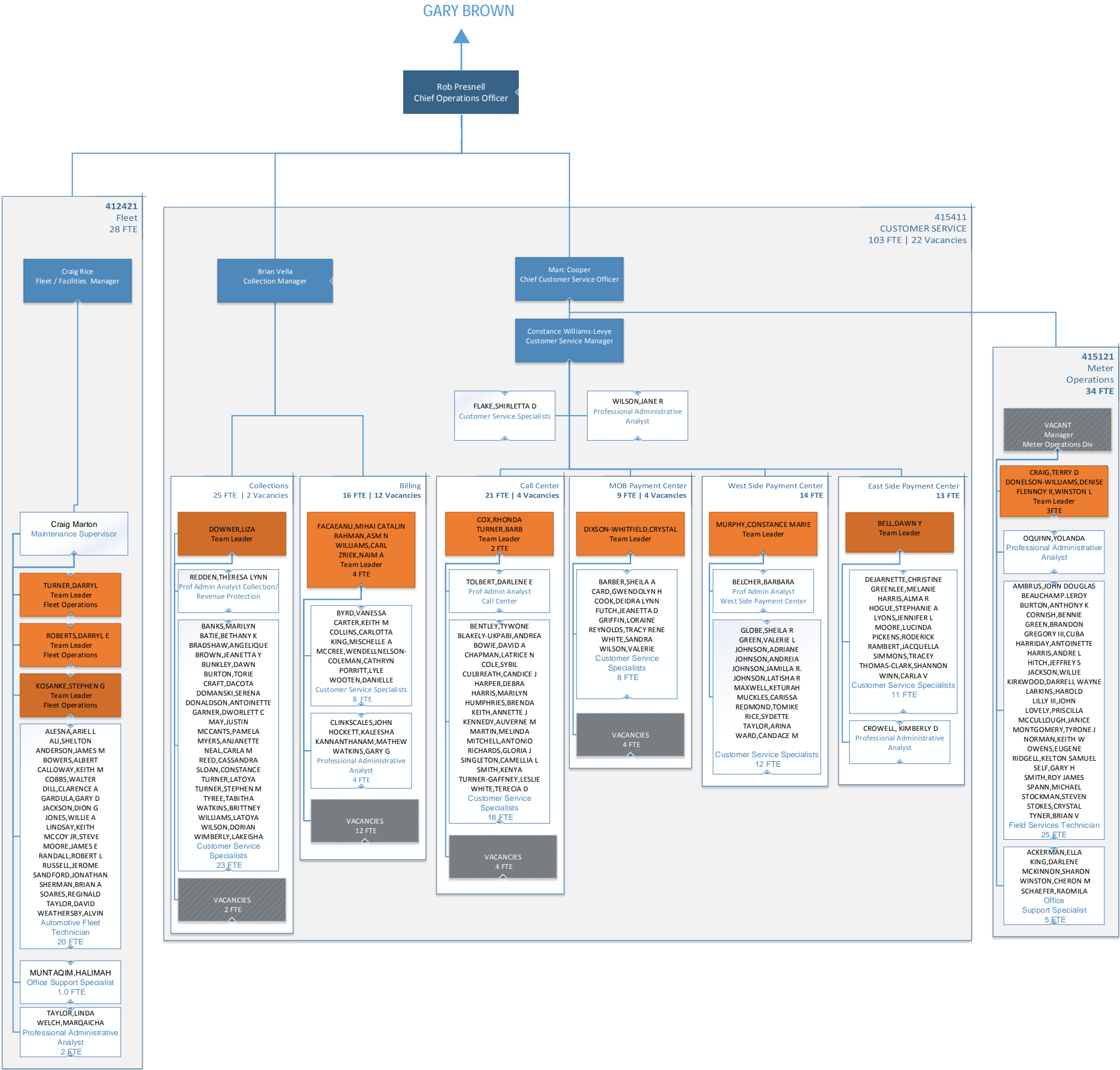
Organization Chart Key

Name Position	Executive
Name Position	Manager
Name(s) Team Leader # FTE's (if applicable)	Team Leader
Name Position # FTE (if applicable)	Staff
Vacant Position # FTE (if applicable)	Vacant Position(s)
Name (CONTRACT) Title (0 FTE) ← not included in FTE Count	Contract Employee

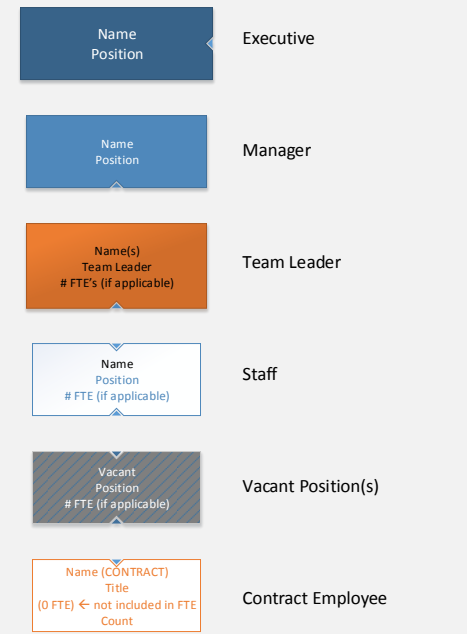
Field Engineering, Field Services and Storm Water Management

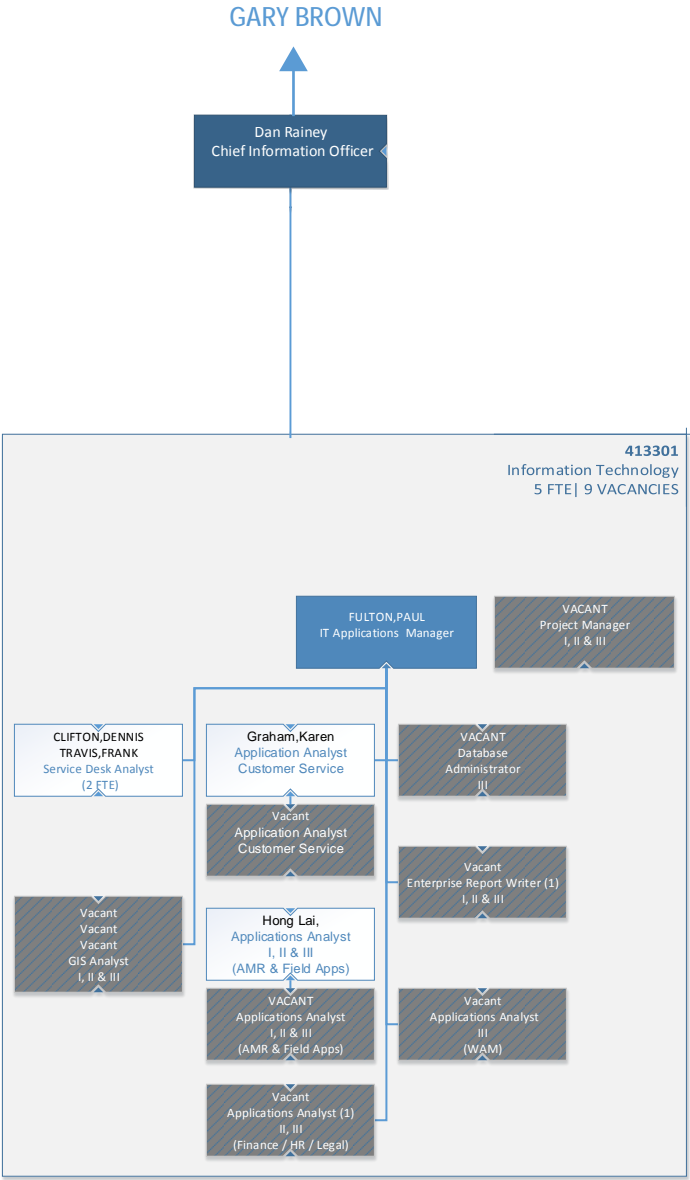


Detroit Water and Sewerage Department
Preliminary Organization Chart
February 12, 2016

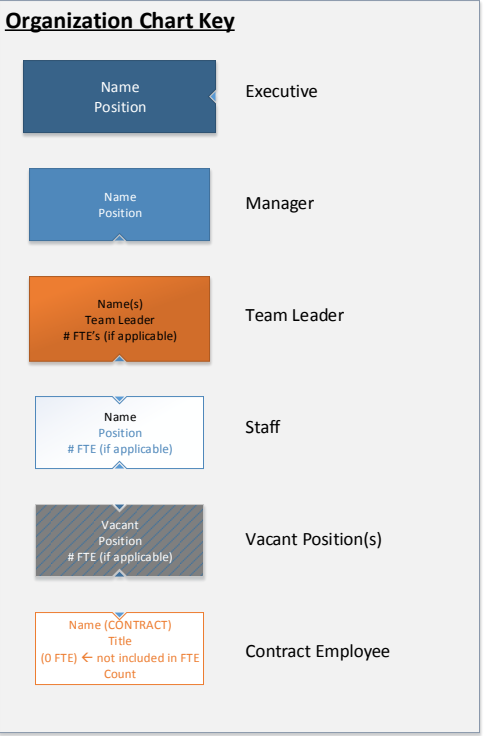


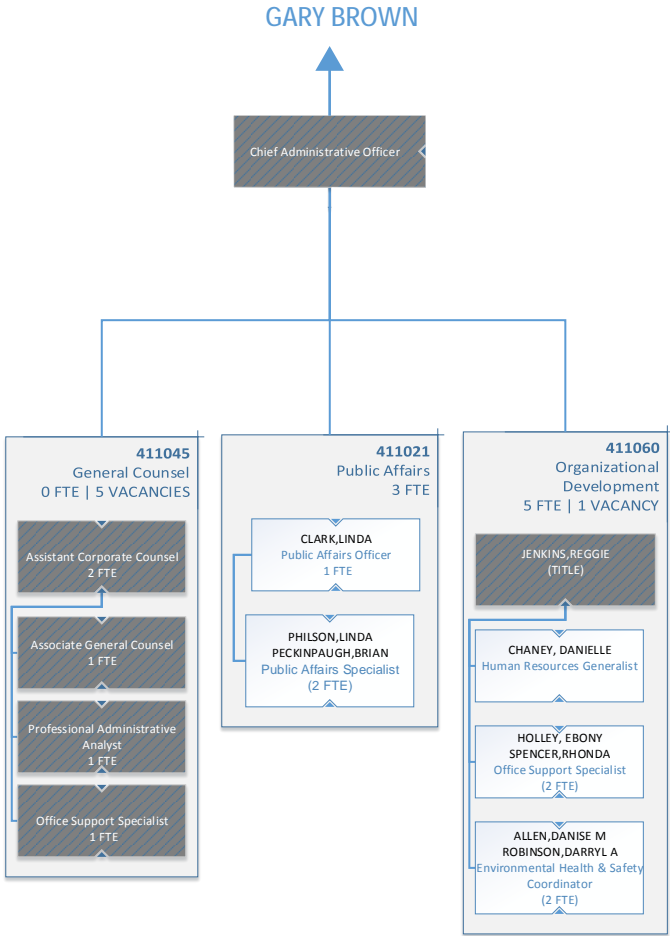
Organization Chart Key





Information Technology





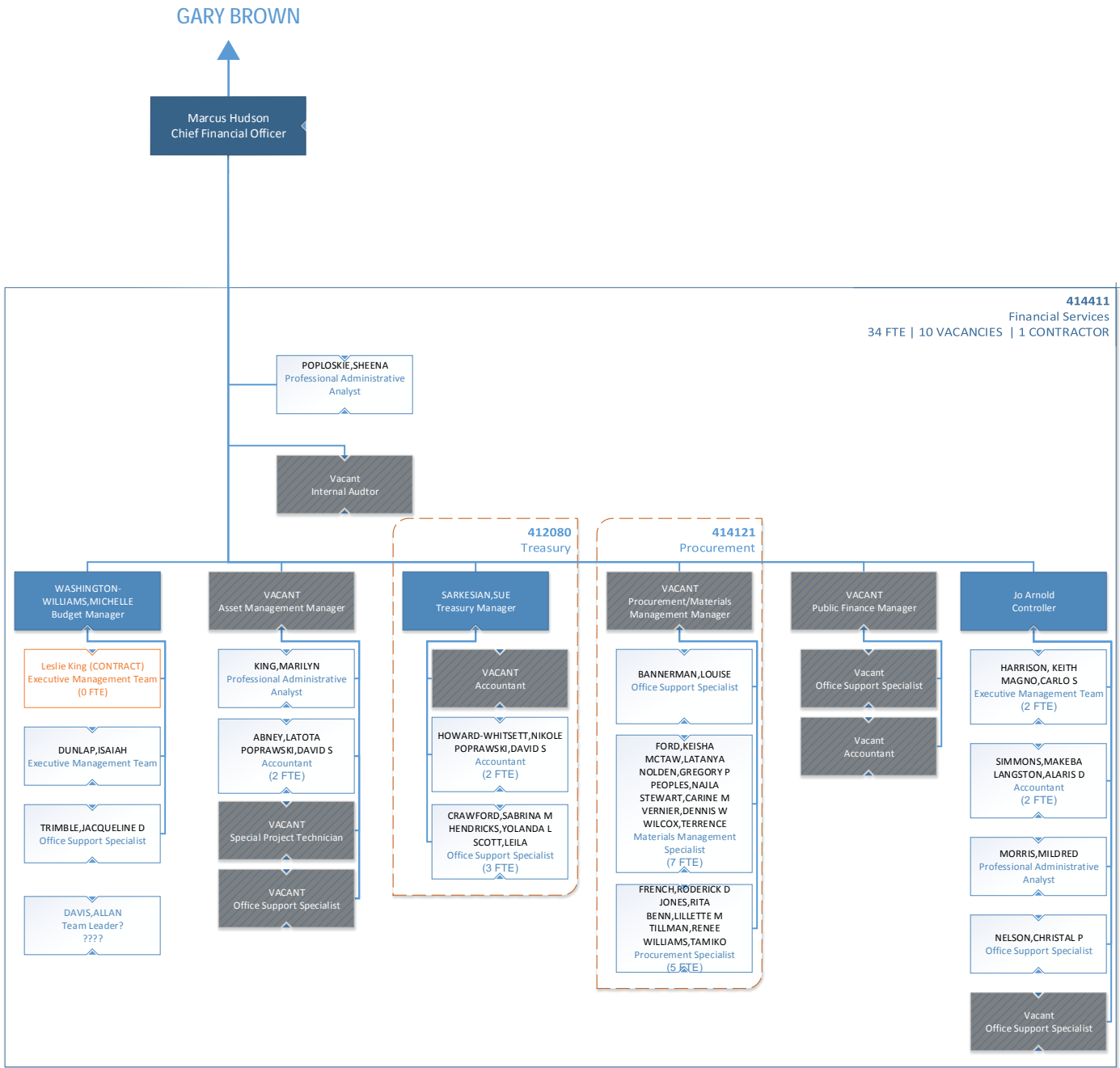
General Counsel, Public Affairs and Organizational Development

Organization Chart Key

<div>Name Position</div>	Executive
<div>Name Position</div>	Manager
<div>Name(s) Team Leader # FTE's (if applicable)</div>	Team Leader
<div>Name Position # FTE (if applicable)</div>	Staff
<div>Vacant Position # FTE (if applicable)</div>	Vacant Position(s)
<div>Name (CONTRACT) Title (0 FTE) ← not included in FTE Count</div>	Contract Employee



Detroit Water and Sewerage Department
Preliminary Organization Chart
February 12, 2016



Financial Services

Organization Chart Key

Name Position	Executive
Name Position	Manager
Name(s) Team Leader # FTE's (if applicable)	Team Leader
Name Position # FTE (if applicable)	Staff
Vacant Position # FTE (if applicable)	Vacant Position(s)
Name (CONTRACT) Title (0 FTE) ← not included in FTE Count	Contract Employee