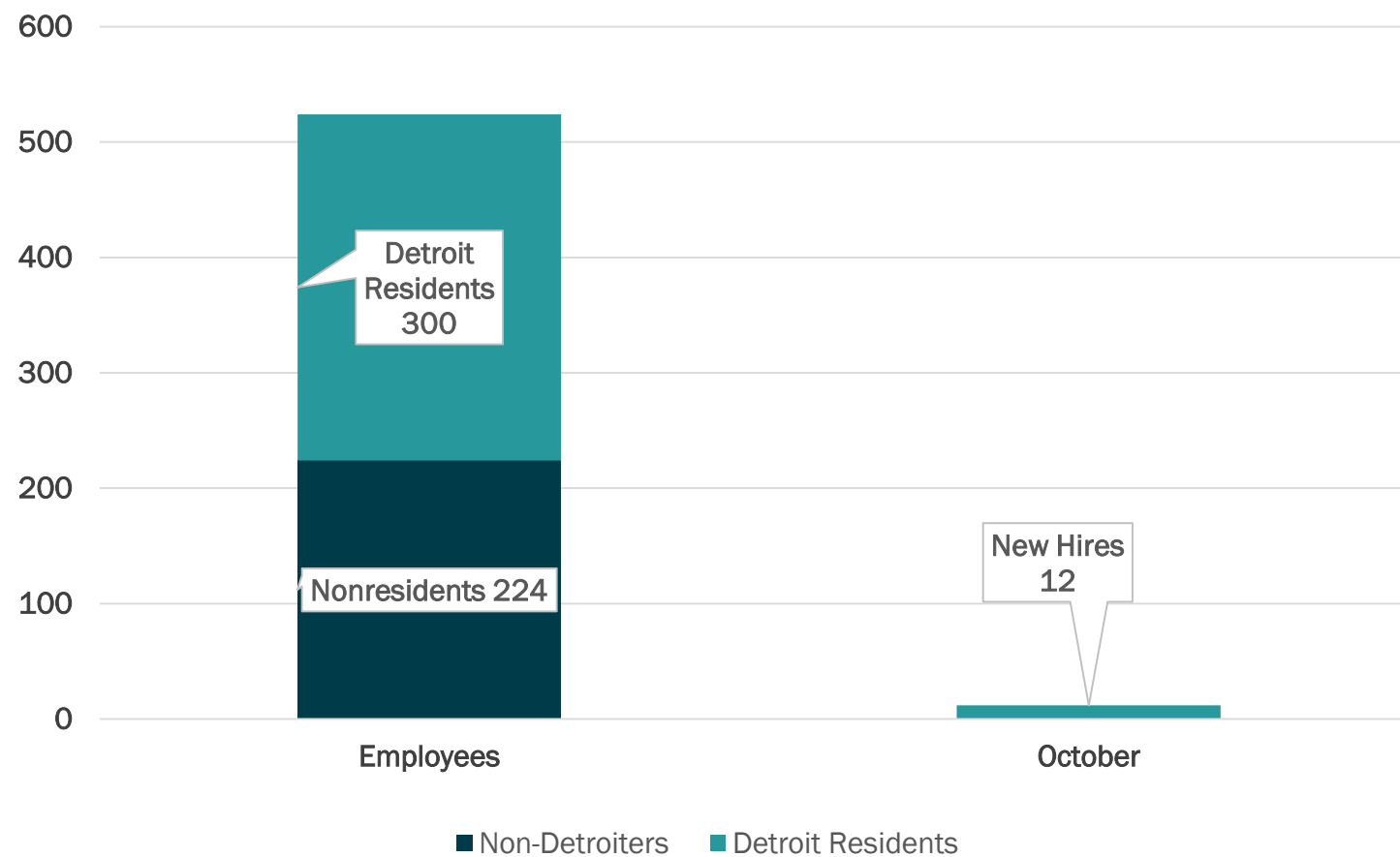


Human Resources/ Organizational Development Metrics



FTE



Work Locations

5 Locations

CSF - 292

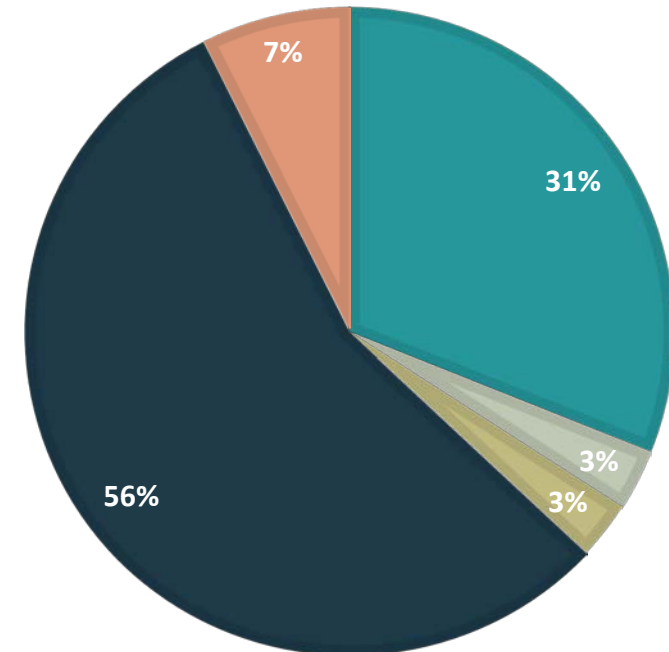
MOB – 162

West Yard - 39

West Payment - 16

East Payment- 15

MOB West Payment East Payment CSF West Yard



Open Requisitions

| Classification | Divisions | Open Positions |
|-------------------------------------|------------------------------|----------------|
| Professional Administrative Analyst | Finance | 1 |
| Database Administrator | Information Technology | 1 |
| Service Desk Analyst | Information Technology | 1 |
| Infrastructure Administrator | Information Technology | 1 |
| Professional Administrative Analyst | Maintenance & Repair | 1 |
| Team Leader | Meter Operations | 1 |
| Field Service Technician | Meter Operations | 1 |
| Engineer | Storm Water Management Group | 1 |

Pipeline/Sourcing

| Date of Event | Event Name | Attendees |
|---------------|--|------------|
| 10/2/18 | University of Detroit Mercy Engineering & Co-Op Fair | HR & AECOM |
| 10/26/18 | Wayne County Community College Career Fair | HR & AECOM |
| 10/26/18 | Second Ebenezer Church Career Fair | HR |

Training Update & Safety

Training Update

Confined Space – 22

Supervisor Training - 30

COD New Employee Orientation – 6

Active Shooter – 36

Traffic Control - 47

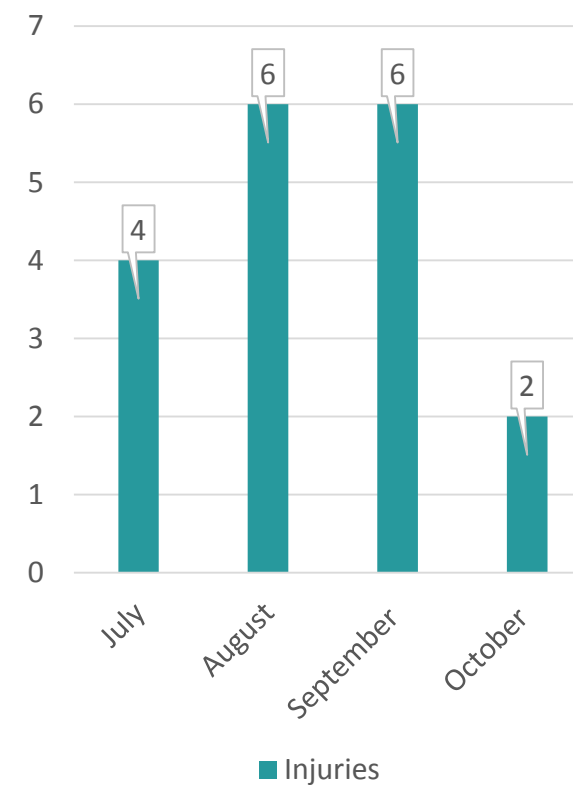
Safety Update

Injuries Reported – 2

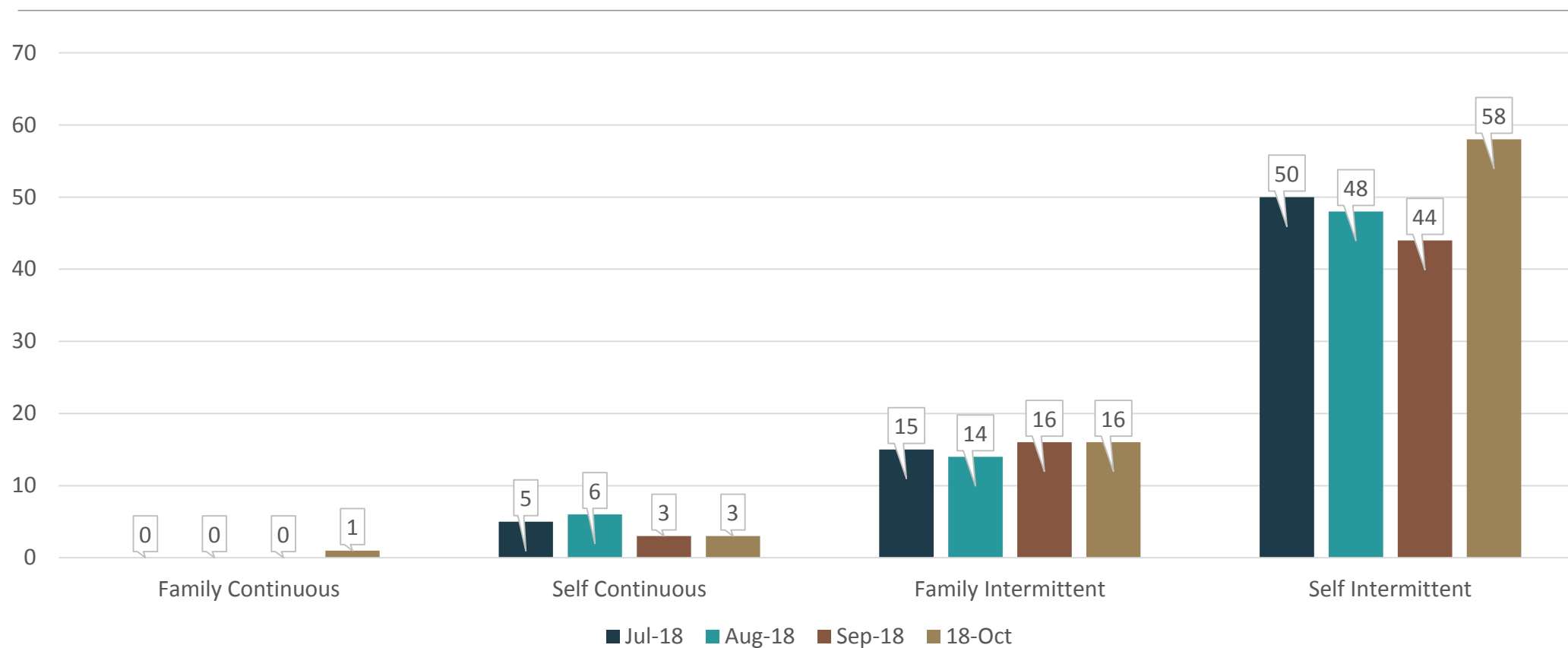
Internal / Field Inspections – 22

MIOSHA Violations – 0

MIOSHA Complaints - 0



Family Medical Leave



Family Medical Leave by Department

Customer Service – 26% (27/103)

Maintenance & Repair – 15% (27/176)

Meter Operations – 21% (9/41)

Finance - 13% (6/45)

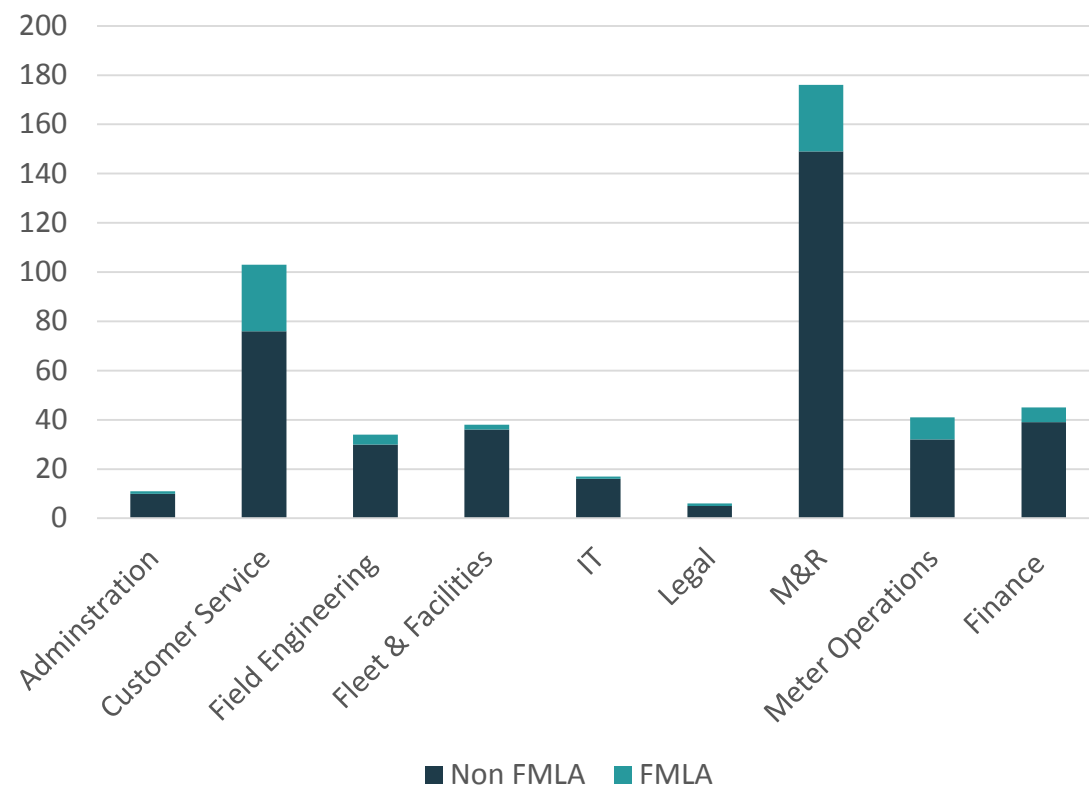
Field Engineering – 11% (4/30)

Fleet & Facilities – 5% (2/38)

Administration – 9% (1/11)

Legal – 16% (1/6)

IT - 5% (1/16)



Retirees

Total DSWD Employees eligible for Retirement - 115

